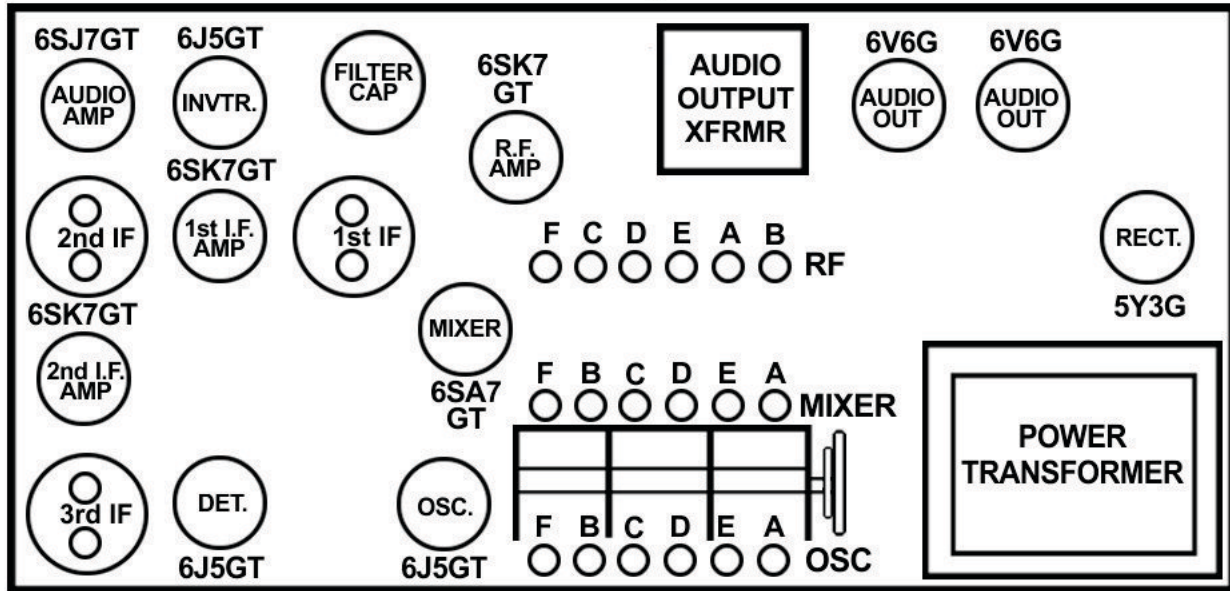


MIDWEST CHASSIS 112

TUBE PLACEMENT, TRIMMER LOCATIONS, ALIGNMENT INFORMATION & DIAL CORD ROUTINGS

"A" BAND PADDER AVAILABLE
THRU HOLE IN REAR OF CHASSIS
NEAR ANTENNA STRIP



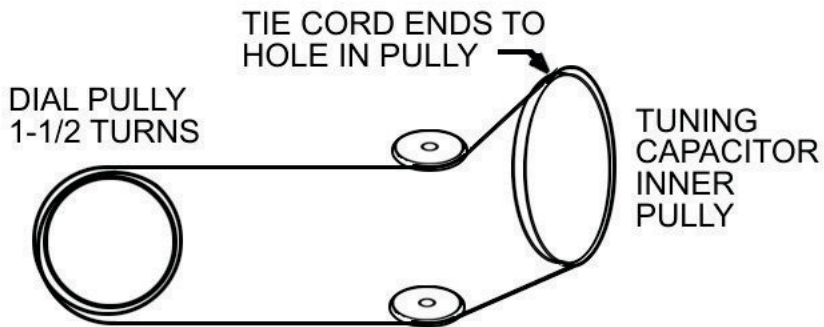
ALIGNMENT FREQUENCIES

I.F. FREQUENCY: 455 KC

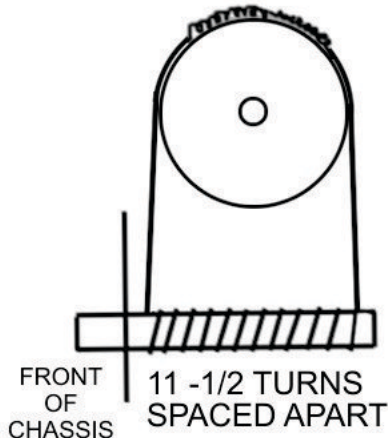
RF

ALIGN "B" BAND FIRST
BAND FREQUENCY

B	6.6 MC
A	1400 & 650 KC
C	9.8 MC
D	1.7 MC
E	15.7 MC
F	24.0 MC



CENTER OF SPRING
SOLDERED TO PULLY



USE THIN DIAL CORD
BOTH PLACES

**MIDWEST
CHASSIS 112 (1942)**

Revised June 30, 2022

Mike Simpson

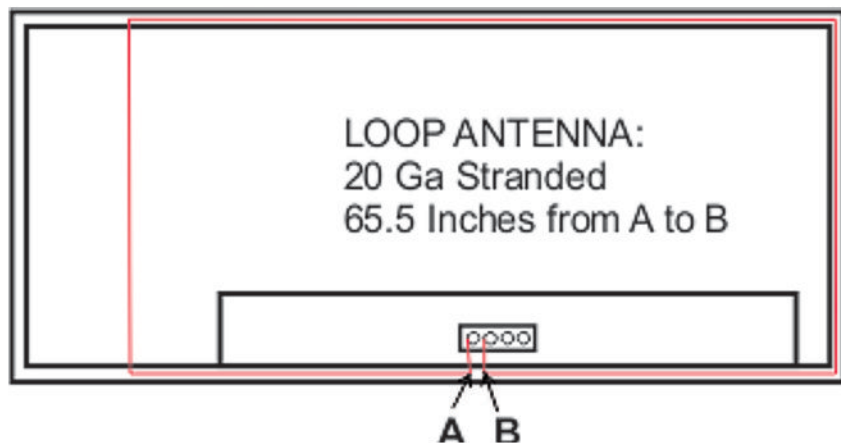


Table model antenna routing

**MIDWEST
CHASSIS 112 (1942)**

Loop Antenna Routing
August 26, 2025

Mike Simpson